



PHONO



575-595w

Draco Module Series

N-TOPCON HIGH EFFICIENCY 144-16BB-W-WG

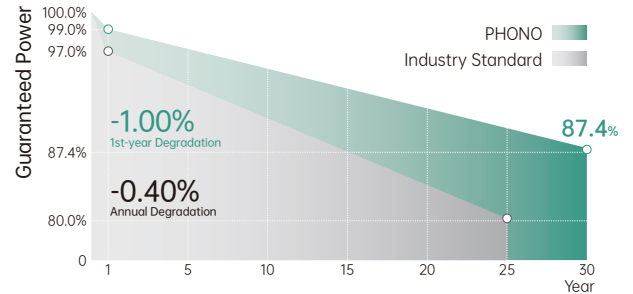
Bloomberg
NEW ENERGY FINANCE

Tier1



Extraordinary Product Performance

- Up to 30% additional power yield benefited from bifacial technology and up over 80% cell bifaciality
- Competitive high-temperature performance with ameliorated temperature coefficient
- Better weak illumination response, higher power generation with N-TOPCon technology



15-year
Product Warranty

30-year
Linear Performance Warranty

Higher Quality Reliability

- N-type with lower LID and LeTID
- Industry-leading cell processing technology and dual glass contributes to excellent anti-PID characteristic
- First-year degradation is less than 1.0%, with linear degradation of 0.4% per year for 30 years

MANAGEMENT SYSTEM CERTIFICATES

IEC 61215, IEC 61730

ISO 9001
2015 / Quality management system

ISO 14001
2015 / Standards for environmental management system

ISO 45001
2018 / International standards for occupational health & safety

Wider Application Conditions

- BIPV, vertical installation, snowfield, high-humid area, windy and dusty area
- Safer and easier handling during transportation and installation



Electrical Typical Values

Model	1000V	PS575M8GF-24/TNH		PS580M8GF-24/TNH		PS585M8GF-24/TNH		PS590M8GF-24/TNH		PS595M8GF-24/TNH	
	1500V	PS575M8GFH-24/TNH		PS580M8GFH-24/TNH		PS585M8GFH-24/TNH		PS590M8GFH-24/TNH		PS595M8GFH-24/TNH	
Testing Condition		STC	NOCT	STC	NOCT	STC	NOCT	STC	NOCT	STC	NOCT
Rated Power (Pmpp)		575	440	580	444	585	448	590	452	595	456
Rated Current (Imp)		13.36	10.76	13.42	10.81	13.48	10.86	13.54	10.91	13.60	10.95
Rated Voltage (Vmpp)		43.04	40.92	43.22	41.09	43.40	41.26	43.58	41.43	43.75	41.59
Short Circuit Current (Isc)		14.04	11.31	14.11	11.36	14.18	11.42	14.25	11.48	14.32	11.53
Open Circuit Voltage (Voc)		51.97	49.76	52.20	49.98	52.44	50.21	52.68	50.44	52.92	50.67
Module Efficiency (%)		22.26		22.45		22.65		22.84		23.03	

STC(Standard Testing Conditions): Irradiance 1000W/m², AM 1.5, Cell Temperature 25°C

NOCT (Nominal Operation Cell Temperature): Irradiance 800W/m², Ambient Temperature 20°C , Spectra at AM1.5, Wind at 1m/s

BNPI

Maximum Power (Pmax)	633	639	644	650	655
Optimum Operating Current (Imp)	14.71	14.97	14.84	14.92	14.98
Optimum Operating Voltage (Vmpp)	43.04	43.22	43.40	43.58	43.75
Short Circuit Current (Isc)	15.49	15.58	15.62	15.70	15.75
Open Circuit Voltage (Voc)	51.97	52.20	52.44	52.68	52.92

BNPI:Front Side Irradiation 1000W/m², Back Side Reflection Irradiation 135W/m², AM 1.5, Ambient Temperature 25°C

Mechanical Characteristics

Cell Type	N Type Monocrystalline
Dimension (L × W × H)	Length: 2278mm (89.69 inch)
	Width: 1134mm (44.65 inch)
	Height: 30mm (1.18 inch)
Weight	32.0kg (70.55 lbs)
Glass	2.0mm/2.0mm Heat Strengthened Glass
Frame	Anodized Aluminium Alloy
Cable (Including Connector)	4mm ² (IEC), (+): 350mm,(-): 250mm or Customized Length
Junction Box	IP 68 Rated

Temperature Ratings

Voltage Temperature Coefficient	-0.25%/°C
Current Temperature Coefficient	+0.04%/°C
Power Temperature Coefficient	-0.29%/°C
Power Tolerance	0~+3%
NOCT	42±2°C
Bifaciality	80±5%

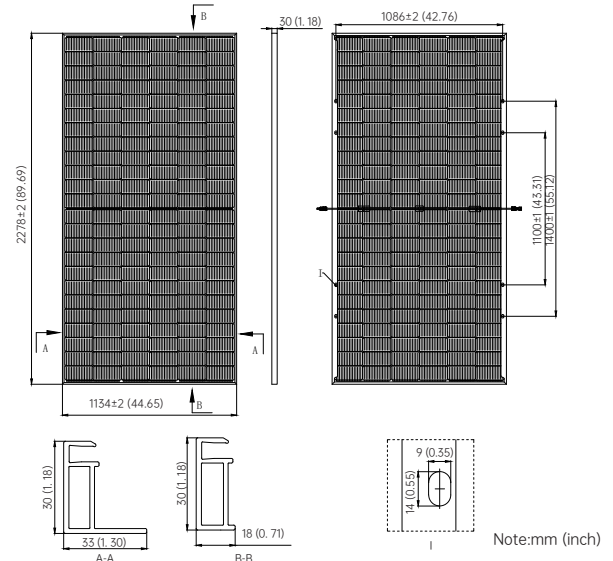
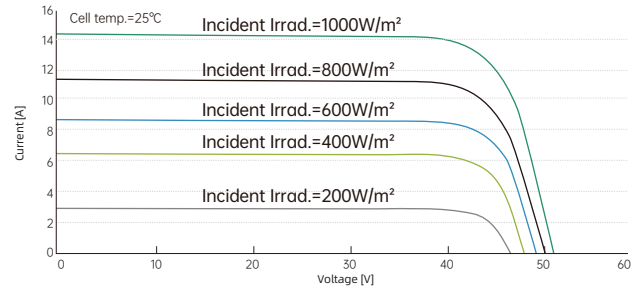
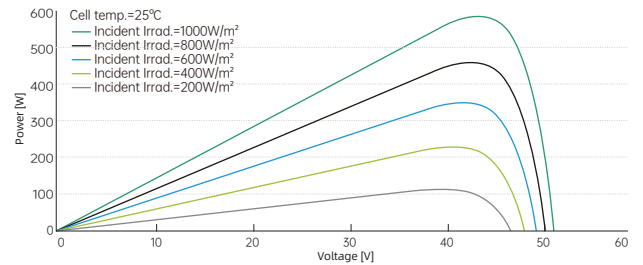
Absolute Maximum Rating

Operating Temperature	From -40 to + 85°C
Hail Diameter @ 80km/h	Up to 25mm
Front Side Maximum Static Loading	5400Pa
Rear Side Maximum Static Loading	2400Pa
Maximum Series Fuse Rating	30A
PV Module Classification	II
Fire Rating (IEC61730)	C
Maximum System Voltage	DC 1000V/1500V

Packing Configuration

Container	20' GP	40' HQ
Pieces/Container	180	720
Pcs/Pallet	36	36
Pallets/Container	5	20

Electrical Characteristics





/ Características

- ✓ **Soporta** bombas **monofásicas** 220V y **trifásicas** 220V/380V. Potencias de **0.4kW hasta 630kW**.
 - ✓ **Fácil** de usar, encendido y apagado automático.
 - ✓ **Muy fiable** para el uso de múltiples medidas de protección, incluido protección frente a la sobretensión PV, inversión de polaridad PV y bajada de potencia automática, contra exceso de temperaturas, lo que crea un dispositivo de larga duración.
 - ✓ **Algoritmo** de **MPPT**, con una eficiencia del **99 %**.
 - ✓ **Reducción** de los **costes** de la instalación solar. Modelos de $\leq 2.2\text{kW}$, configurables con boost de control, pudiendo funcionar con menor voltaje en el campo solar (**menos paneles**).
 - ✓ **Conmutación** de fuente de alimentación entre paneles solares y red eléctrica ó generador. Logrando 24h de funcionamiento
- Comunicación** GPRS, con la **APP** para móvil.



/ Especificaciones

Parámetro \ Modelo	-SS2	-S2	-2	-4
Max Tensión de entrada (V)	440	440	440	800
Tensión de arranque (V)	200	200	200	300
Min. Tension de funcionamiento (V)	150	150	150	250
Tensión DC de entrada (V)	200~400	200~400	200~400	300~750
Tensión MPPT (V)	330	330	330	550
Tesnsón de salida (V)	220 (1 fase)	220 (3 fases)	220 (3 fases)	380 (3fases)
Rango frecuencia salida	0~400hz			
MPPT	99%			
Metodo de instalación	Sobre pared/ sobre carril DIN/ sobre brida			
Temperatura operativa	10°C ~ 50°C Si T ^a amb > 40°C = Rendimiento - 2%/ °C.			
Altitud (h) (m.s.n.m)	< 1000 m. Si h > 1000m; potencia -0,01%/ m.			
Enfriamiento	Convección activa			
Protección	IP20; IP 54 (con cuadro)			