

MKBL121500 12V 150Ah



The KAISE LONG LIFE Series 10 years has been designed for different applications, such as UPS, electric and telecommunications applications that require a long useful life.

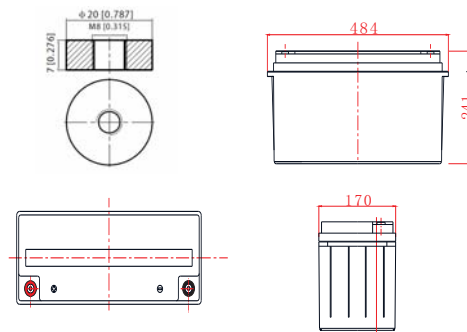
Performance Characteristics

Nominal Voltage	12V	
Dimensions	Length (mm / inch)	484 / 19.06
	Width (mm / inch)	170 / 6.69
	Height (mm / inch)	241 / 9.49
	Total Height (mm / inch)	241 / 9.49
Approx. Weight	(Kg / lbs) 42.5 / 93.7	
Design Life	10 years	
Terminal	M8	
Container Material	ABS	
Rated Capacity	150Ah / 15.0A	(10hr, 1.80V / cell, 25°C / 77°F)
	136.5Ah / 27.3A	(5hr, 1.75V / cell, 25°C / 77°F)
	100.0Ah / 100A	(1hr, 1.70V / cell, 25°C / 77°F)
Max. Discharge Current	1800A (5s)	
Internal Resistance	Approx 3.5 mΩ	
Operating Temp.Range	Discharge : -20 ~ 50°C (-4 ~ 122°F)	
	Charge : -20 ~ 50°C (-4 ~ 122°F)	
	Storage : -20 ~ 50°C (-4 ~ 122°F)	
Cycle Use	Initial Charging Current less than 37.5A.	
	Voltage: 14.4V-15.0V at 25°C (77°F)	
	Temp. Coefficient: -30mV/°C	
Standby Use	Initial Charging Current less than 37.56A.	
	Voltage: 13.5V ~ 13.8V at 25°C (77°F)	
	Temp. Coefficient: -18mV/°C	
Capacity affected by	40°C (104°F)	103%
	25°C (77°F)	100%
	0°C (32°F)	86%
Self Discharge	Fully charged Kaise Long Life Series batteries may be stored for up to 6 months at 25°C (77°F) and then a freshening charge is required. For higher temperatures the time interval will be shorter.	

Constant Current Discharge (Amperes) at 25°C (77°F)

Volts/cell	5min	15min	30min	1h	3h	5h	10h	20h
1.80V	406	243	158	95.7	40.3	26.6	15.0	8.03
1.75V	452	261	165	98.2	40.6	27.3	15.2	8.07
1.70V	492	269	167	100	41.0	27.6	15.3	8.10
1.65V	512	275	170	100	41.6	27.9	15.5	8.15
1.60V	529	284	173	101	42.0	28.2	15.6	8.19

Dimensions and Terminal (Unit: mm (inches))



Applications

- UPS
- Telecommunications equipment
- Solar energy systems
- Cable TV
- Power station
- Marine equipment
- Military equipment
- Emergency power systems
- Railway systems

Certifications

ISO 9001:2008 ISO 14001:2008



Discharge Current vs. Discharge Voltage

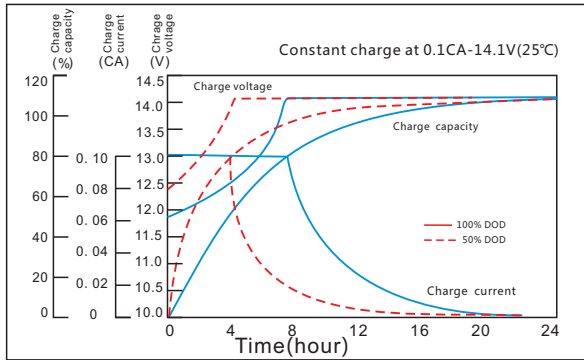
Final discharge voltage V/CELL	1.8	1.75	1.7	1.6
Discharge current (A)	$I \leq 0.1CA$	$0.25CA \geq I > 0.1CA$	$0.55CA \geq I > 0.25CA$	$I > 0.55CA$

Constant Power Discharge (Watts per cell) at 25°C (77°F)

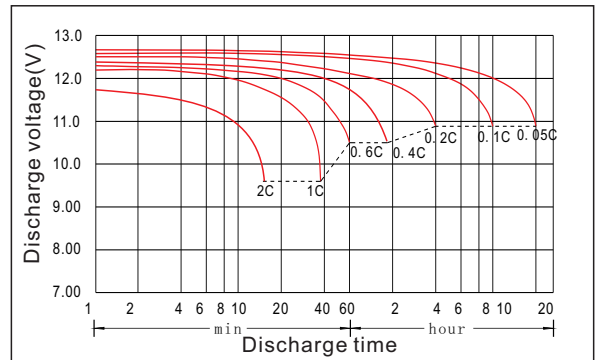
Volts/cell	5min	15min	30min	1h	2h	3h	5h	10h
1.80V	726	456	301	185	108	77.8	51.9	28.8
1.75V	791	483	308	187	108	78.1	52.5	29.1
1.70V	848	486	310	188	109	78.5	52.8	29.4
1.65V	852	491	310	189	109	78.9	53.2	29.7
1.60V	886	500	313	191	110	80.0	53.5	30.0

(Note) The above characteristics data are average values obtained within three charge/discharge cycles not the minimum values.

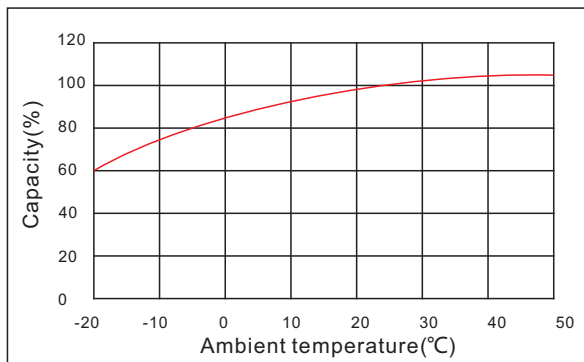
Charging Characteristics (float use)



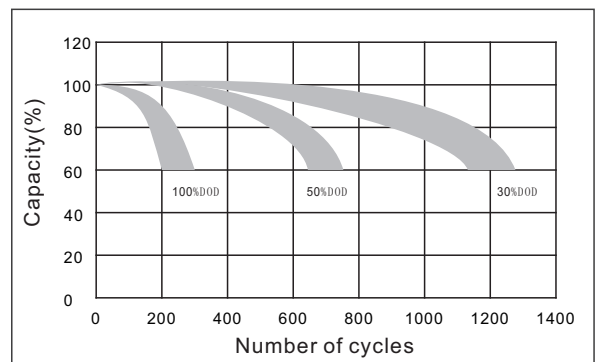
Discharge Characteristics



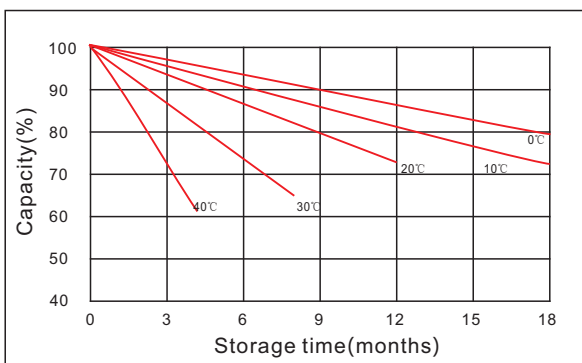
Temperature Effects in Relation to Battery Capacity



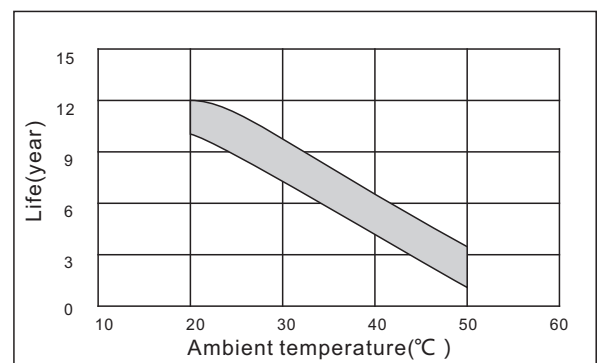
Cycle Life in Relation to Depth of Discharge



Curves of Self-Discharge



Effect of Temperature on Long Term Float Life



IMPORTANT NOTE: The specifications presented herein are subject to revision without notice.

